



**JL INSTITUTION**

CPE NO: 201428614H

## **BASIC COUNSELLING (TGS-2021003232)**

### **实用心理辅导课程**

Full Course Fee: \$400

**SG Above 40 (70%) - \$120**

PR & Age 21 -39 (50%) - \$200

From 9am - 6pm  
15.25 hours (Classroom)  
45mins (Assessment)



- 1) 9, 16 APR (TUE) (Assessment 17 APR)
- 2) 21, 27 APR (SUN, SAT) (Assessment 28 APR)
- 3) 6, 13 MAY (MON) (Assessment 14 MAY)
- 4) 4, 5 MAY (SAT, SUN) (Assessment 11 MAY)
- 5) 10, 17 MAY (FRI)\* (Assessment 24 MAY)
- 6) 2, 9 JUN (SUN) (Assessment 15 JUN)
- 7) 6, 7 JUN (THU, FRI) (Assessment 13 JUN)

## **CONSTRUCTIVE COUNSELLING SKILLS (TGS-2022016102)**

### **人际关系心理辅导课程**

Full Course Fee: \$600

**SG Above 40 (70%) - \$180**

PR & Age 21 -39 (50%) - \$300

From 9am - 6pm  
20 hours (Classroom)  
1 hour (Assessment)



- 1) 6, 7, 13 APR (SAT, SUN) (Assessment 14 APR)
- 2) 22, 23, 29 APR (MON, TUE) (Assessment 30 APR)
- 3) 17, 18, 19 APR (WED, THU, FRI) (Assessment 20 APR) \*
- 4) 18, 19, 25 MAY (SAT, SUN) (Assessment 26 MAY)
- 5) 16, 23, 30 MAY (THU) (Assessment 31 MAY)
- 6) 6, 8, 13 MAY (MON, WED) (Assessment 15 MAY) \*
- 7) 16, 22, 23 JUN (SUN, SAT) (Assessment 29 JUN)
- 8) 20, 21, 27 JUN (THU, FRI) (Assessment 28 JUN)

### CARE ASSISTANCE (TGS-2021003235)

#### 护理援助课程

Full Course Fee: \$400

**SG Above 40 (70%) - \$120**

PR & Age 21 -39 (50%) - \$200

From 9am - 6pm

15 hours (Classroom)

1 hour (Assessment)

- 1) 6, 13 APR (SAT) (Assessment 14 APR)
- 2) 11, 18 APR (THU) (Assessment 19 APR)
- 3) 28 APR, 5 MAY (SUN) (Assessment 12 MAY)
- 4) 7, 14 MAY (TUE) (Assessment 15 MAY)
- 5) 23, 24 MAY (WED, THU) (Assessment 30 MAY)
- 6) 30, 31 MAY (THU, FRI) (Assessment 13 JUN)
- 7) 1, 8 JUN (SAT) (Assessment 9 JUN)
- 8) 24, 25 JUN (MON, TUE) (Assessment 26 JUN)



### SUPPORT SERVICE TO SENIORS (TGS-2021003231)

#### 支援长者服务课程

Full Course Fee: \$400

**SG Above 40 (70%) - \$120**

PR & Age 21 -39 (50%) - \$200

From 9am - 6pm

15 hours (Classroom)

1 hour (Assessment)

- 1) 14, 21 APR (SUN) (Assessment 27 APR)
- 2) 25 APR, 2 MAY (THU) (Assessment 9 MAY)
- 3) 11, 12 MAY (SAT, SUN) (Assessment 18 MAY)
- 4) 20, 21 MAY (MON, TUE) (Assessment 27 MAY)
- 5) 26 MAY 2 JUN (SUN) (Assessment 9 JUN)
- 6) 5, 12 JUN (WED) (Assessment 13 JUN)
- 7) 20, 21 JUN (THU, FRI) (Assessment 22 JUN)
- 8) 22, 23 JUN (SAT, SUN) (Assessment 29 JUN)





**JL INSTITUTION**

CPE NO: 201428614H

## **BASIC CARE FOR INFANTS AND YOUNG CHILDREN (TGS-2023020063)**

### **儿童基础护理课程**

Full Course Fee: \$500

**SG Above 40 (70%) - \$150**

PR & Age 21 -39 (50%) - \$250

From 9am - 6pm

15 hours (Classroom)

1 hour (Assessment)

- 1) 25, 26 APR (THU, FRI) (Assessment 27 APR)
- 2) 28 APR, 5 MAY (SUN) (Assessment 12 MAY)
- 3) 4, 11 MAY (SAT) \*
- 4) 14, 15 MAY (TUE, WED) (Assessment 21 MAY)
- 5) 18, 19 MAY (SAT, SUN) (Assessment 25 MAY)



## **ENGAGING FAMILIES IN SUPPORTING INFANTS AND YOUNG CHILDREN (TGS-2023020472)**

### **儿童沟通护理课程**

Full Course Fee: \$250

**SG Above 40 (70%) - \$75**

PR & Age 21 -39 (50%) - \$125

From 9am - 6pm

7 hours (Classroom)

1 hour (Assessment)

- 1) 13 APR (SAT)
- 2) 24 APR (WED)\*
- 3) 19 MAY (SUN) (Assessment 26 MAY)
- 4) 7 MAY (TUE) (Assessment 8 MAY)



## **HEALTH, SAFETY AND NUTRITION FOR INFANT AND YOUNG CHILDREN (TGS-2023020084)**

### **儿童急救与营养学**

Full Course Fee: \$500

**SG Above 40 (70%) - \$150**

PR & Age 21 -39 (50%) - \$250

From 9am - 6pm

15 hours (Classroom)

1 hour (Assessment)

- 1) 14, 21 APR (SUN)
- 2) 20, 27 APR (SAT)
- 3) 2, 9 MAY (THU)(Assessment 10 MAY)
- 4) 27, 28 MAY (MON, TUE) (Assessment 29 MAY)



### Getting here

149 Rochor Road  
#05-02 / 11  
Fu Lu Shou Complex  
Singapore 188425




### By MRT


Bugis/ Rochor (Exit A)


### By Bus

48, 57, 170, 851, 960, 980

### Contact us

 6255 1798 / 6518 9488

 + 65 8283 8885

 [jlinstitution.sg@gmail.com](mailto:jlinstitution.sg@gmail.com)

 J L Institution

 @jlinstitution



Scan To Register